



**InsureShield®  
Shipping Insurance**

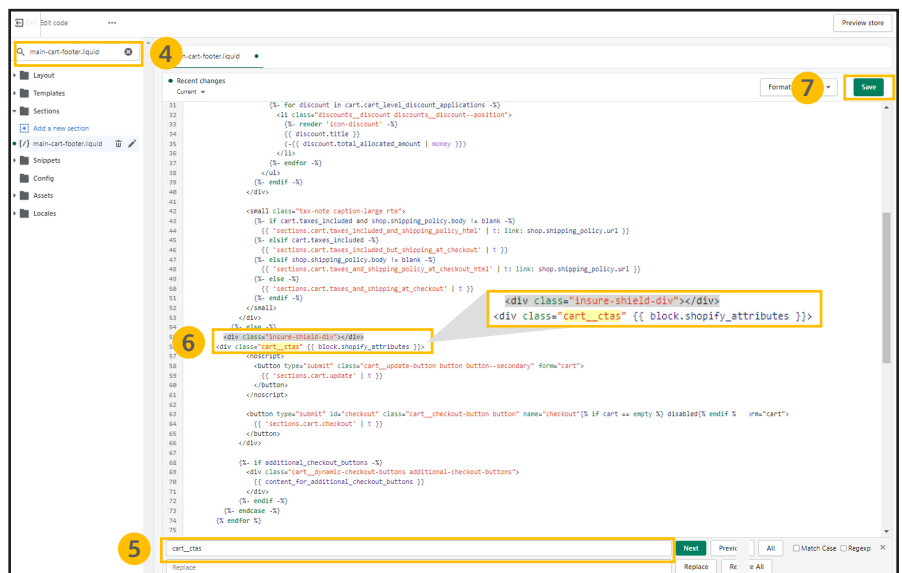
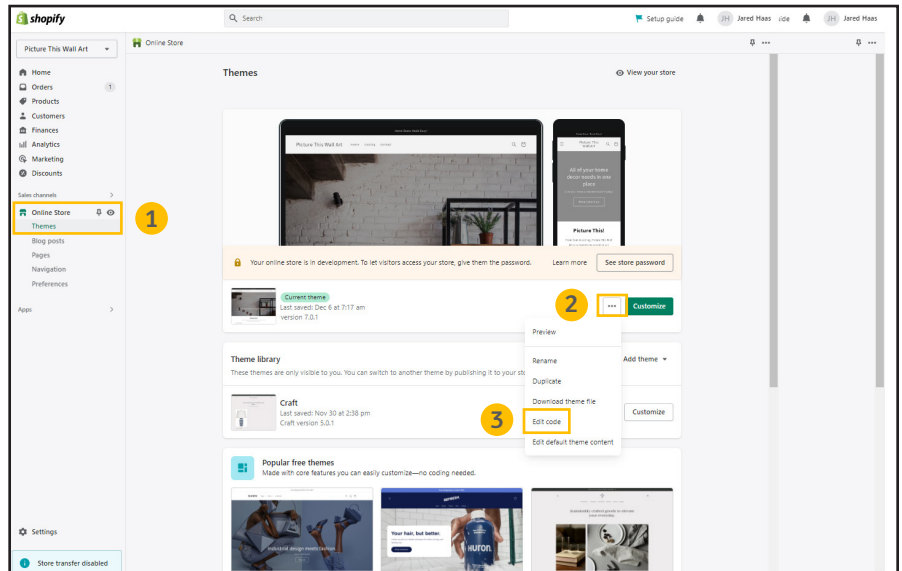
by UPS Capital Insurance Agency, Inc.

# CHECKOUT CART INSTALL INSTRUCTIONS FOR SHOPIFY® USERS

Instructions for the following themes:

**Craft | Crave | Ride | Sense | Studio | Taste | Dawn**

1. Navigate to your **Online Store** and click on your **Themes** page
2. On your live theme click the **three dots** next to the Customize button
3. Click **Edit Code**
4. Navigate to the **search bar** on the left-hand side of your screen and copy and paste **main-cart-footer.liquid** into the search bar and find file under the **Sections** folder and click on it to pull up the coding page
5. Use the find feature by clicking anywhere inside the code box and pressing both **Control and F** on your keyboard and search for **cart\_\_ctas** in order to highlight the line of code
6. Create a new line above the "cart\_\_ctas" row by clicking in front of the **<div code** and clicking **enter** & copy and paste the div code **<div class="insure-shield-div"></div>** into the new line
7. Click **Save** on the top right and then **Exit code** on the top left of the screen

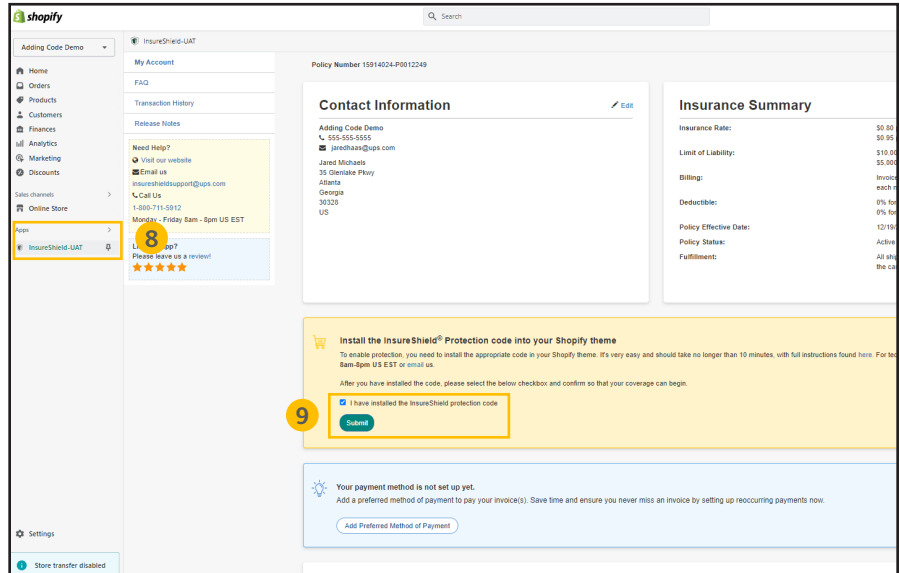


# Checkout cart install Instructions for Shopify users, continued

Instructions for the following themes:

**Craft | Crave | Ride | Sense | Studio | Taste | Dawn**

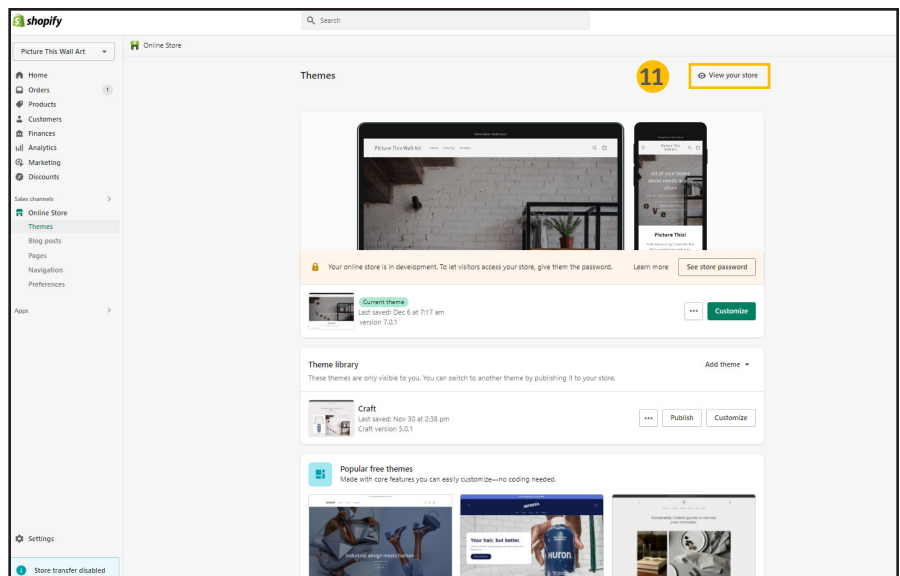
8. Navigate to the **Apps Page** & click the **InsureShield® App**
9. On the yellow modal in the middle of your My Account Page, click the **checkbox** & click **Submit**
10. After you have pressed submit, you will receive a message stating whether the code has been properly installed



11. Navigate back to the **Themes page** of your Shopify store and click **View your store**
12. Add an item to your cart and view your checkout cart. You will see the InsureShield consumer display above your checkout button

## Document Key

Font in **this color** is important code that you need to copy and/or paste.



## CONTACT US

If you have any further questions, please contact a UPS Capital® representative at **800-711-5912** or via email at **insureshieldsupport@ups.com**.